



Wemel Wood

Product Catalogue

Version 1.0

Leading the Shift from Plastic to Recycable Thermowood in Electrical Products





Thermowood Switches & Outlets

The world's first product line of wall outlets and switches that are biodegradable, made from 100% renewable sources.

Place your order for our products at:

www.wemelwood.com

or contact us:

sales@wemelwood.com

Our Mission

Wemel Wood specializes in producing environmentally friendly electrical components, including switches, sockets, and frames made from sustainable thermowood. We are pioneers in this field, being the first in the world to use thermowood for such applications. Our products are designed to replace traditional plastic components, significantly reducing environmental impact while enhancing the aesthetic appeal of modern interiors.

Our innovative approach uses biodegradable and renewable thermowood, ensuring that our products are not only durable but also eco-conscious. This makes them an ideal choice for consumers seeking sustainable building solutions.

We offer the world's most comprehensive series of wall surface outlets and switch components, featuring 16 distinct options crafted from durable thermowood. Available in both natural and stained black finishes, our Wemel Wood products are fully compatible with JUNG electronics, blending seamlessly into any setting while promoting environmental sustainability.

Wemel Wood products have passed extensive independent conformity assessments and comply with all relevant European Union directives.





Switches & Outlets





Our Story

The founders of Wemel Wood come from a background in manufacturing engineering and business development. What unites us is our roots in the smaller rural areas of Estonia. The name “Wemel” itself is derived from the original name of the Laiuse parish, the birthplace of our co-founder, Priit.

In our home regions, there has never been much industry, but what we have always had are forests. Today, forests cover 51% of Estonia. It has always pained us to see wood used merely as a basic raw material, often missing the opportunity to be transformed into more complex product groups.

On the other hand, we have witnessed firsthand how the electronics industry frequently relies on difficult-to-recycle duroplast as one of its most commonly used materials. A striking example is the switches and sockets found in every household and public building, consistently highlighting the potential for material innovation in this sector.

Our goal is to help the industry reduce its environmental impact by replacing the plastics used in products today with sustainable materials like thermowood.

In any interior

Our products are created from environmentally friendly materials, helping you make sustainable choices without compromising on quality.



Guaranteed Quality

Manufactured to the highest standards, our products ensure exceptional quality and durability.



All product is designed to fit into any environment, offering a stylish and functional solution for different spaces. Thanks to its versatility and durability, it is the perfect choice for your home.



Timeless

Products are created with a timeless design that combines classic beauty and modern functionality. These products remain stylish and elegant for years, maintaining their value and appeal regardless of changing trends.









Using only the best materials and attention to detail, we ensure that our products are suitable for any space and environment, bringing out the best features of your home or office.





Our Products







Our products are currently designed to be compatible with type F and C plugs & sockets, which are widely used throughout Europe. Meanwhile, our product development team is actively working on prototypes to accommodate other plug and socket types.

1-gang switches/push-buttons





	Product no	Color	Additional Information
	WW TS 011-1	Brown	Switch; 1-pole; 1-way 10 AX; 250 V; Insert: JUNG 501 U
	WW TS 111-1	Black	Switch; 1-pole; 1-way 10 AX; 250 V; Insert: JUNG 501 U
	WW TS 011-2	Brown	Switch; 1-pole; 2-way 10 AX; 250 V; Insert: JUNG 506 U
	WW TS 111-2	Black	Switch; 1-pole; 2-way 10 AX; 250 V; Insert: JUNG 506 U
	WW TS 011-3	Brown	Push-button; 1-pole; 1-way NO contact; 10 A; 250 V; Insert: JUNG 531 U
	WW TS 111-3	Black	Push-button; 1-pole; 1-way NO contact; 10 A; 250 V; Insert: JUNG 531 U

	Product no	Color	Additional Information
	WW TS 011-4	Brown	Switch; intermediate 10 AX; 250 V; Insert: JUNG 507 U
	WW TS 111-4	Black	Switch; intermediate 10 AX; 250 V; Insert: JUNG 507 U





2-gang switches/push-buttons

	Product no	Color	Additional Information
	WW TS 012-1	Brown	Switch; 2 x 1-pole; 1-way 10 AX; 250 V; Insert: JUNG 505 U
	WW TS 112-1	Black	Switch; 2 x 1-pole; 1-way 10 AX; 250 V; Insert: JUNG 505 U
	WW TS 012-2	Brown	Switch; 2 x 1-pole; 2-way 10 AX; 250 V; Insert: JUNG 509 U
	WW TS 112-2	Black	Switch; 2 x 1-pole; 2-way 10 AX; 250 V; Insert: JUNG 509 U
	WW TS 012-3	Brown	Push-button; 2 x 1-pole; 1-way NO contact; 10 AX; 250 V; Insert: JUNG 535 U
	WW TS 112-3	Black	Push-button; 2 x 1-pole; 1-way NO contact; 10 AX; 250 V; Insert: JUNG 535 U

Rotary switches



	Product no	Color	Additional Information
	WW TS 020-1	Brown	Standard rotary dimmer LED; without satellite input Switching and dimming of lighting; Insert: JUNG 1730 D
	WW TS 120-1	Black	Standard rotary dimmer LED; without satellite input Switching and dimming of lighting; Insert: JUNG 1730 D
	WW TS 020-2	Brown	Rotary dimmer universal LED; with satellite input Switching and dimming of lighting; Insert: JUNG 1731 DD
	WW TS 120-2	Black	Rotary dimmer universal LED; with satellite input Switching and dimming of lighting; Insert: JUNG 1731 DD

Frames

	Product no	Color	Additional Information
	WW TS 001	Brown	1-gang H x W: 79x79 mm
	WW TS 101	Black	1-gang H x W: 79x79 mm
	WW TS 002	Brown	2-gang H x W: 79 x 150 mm
	WW TS 102	Black	2-gang H x W: 79 x 150 mm

	Product no	Color	Additional Information
	WW TS 003	Brown	3-gang H x W: 79 x 221 mm
	WW TS 103	Black	3-gang H x W: 79 x 221 mm
	WW TS 004	Brown	4-gang H x W: 79 x 292 mm
	WW TS 104	Black	4-gang H x W: 79 x 292 mm
	WW TS 005	Brown	5-gang H x W: 79 x 362 mm
	WW TS 105	Black	5-gang H x W: 79 x 362 mm



Socket

	Product no	Color	Additional Information
	WW TS 040	Brown	SCHUKO® socket 16 A 250 V; with screwless terminals for rigid and untreated flexible wires up to 2.5 mm ² ; Insert: JUNG 1520 EINS
	WW TS 140	Black	SCHUKO® socket 16 A 250 V; with screwless terminals for rigid and untreated flexible wires up to 2.5 mm ² ; Insert: JUNG 1520 EINS



USB Charger



	Product no	Color	Additional Information
	WW TS 030	Brown	USB charger; 1 x type A + 1 x type C Battery charging station for mobile devices with USB connection; Charging current: max. 3000 mA; Insert: JUNG USB 15 CA SW
	WW TS 130	Black	USB charger; 1 x type A + 1 x type C Battery charging station for mobile devices with USB connection; Charging current: max. 3000 mA; Insert: JUNG USB 15 CA SW

Thermostat





	Product no	Color	Additional Information
	WW TS 006	Brown	Digital room thermostat set PWM or On/Off; 10 mA ... 16 A; max. 3600 W; Insert: JUNG 1790 RTR; Display: JUNG A 1790 D SW
	WW TS 106	Black	Digital room thermostat set PWM or On/Off; 10 mA ... 16 A; max. 3600 W; Insert: JUNG 1790 RTR; Display: JUNG A 1790 D SW

Cat. 6 / cat. 6A terminals





	Product no	Color	Additional Information
	WW TS 031-1	Brown	1 x terminal LSA connection terminal, shielded; RJ 45, category 6A, class EA (10 Gbit/s / 500 MHz); Insert: JUNG UAE 8 UPOK6
	WW TS 131-1	Black	1 x terminal LSA connection terminal, shielded; RJ 45, category 6A, class EA (10 Gbit/s / 500 MHz); Insert: JUNG UAE 8 UPOK6

	Product no	Color	Additional Information
	WW TS 031-2	Brown	2 x terminals LSA connection terminal, shielded; RJ 45, category 6A, class EA (10 Gbit/s / 500 MHz); Insert: JUNG UAE 8-8 UPOK6
	WW TS 131-2	Black	2 x terminals LSA connection terminal, shielded; RJ 45, category 6A, class EA (10 Gbit/s / 500 MHz); Insert: JUNG UAE 8-8 UPOK6

Modular jack sockets



	Product no	Color	Additional Information
	WW TS 032	Brown	1 x Modular jack socket Modular jack socket with inner Keystone mount 15,3 x 19,3 mm; NB! Modules needs to be ordered separately. For aesthetic reasons use black modules.
	WW TS 132	Black	1 x Modular jack socket Modular jack socket with inner Keystone mount 15,3 x 19,3 mm; NB! Modules needs to be ordered separately. For aesthetic reasons use black modules.
	WW TS 033	Brown	2 x Modular jack socket Modular jack socket with inner Keystone mount 15,3 x 19,3 mm; NB! Modules needs to be ordered separately. For aesthetic reasons use black modules.
	WW TS 133	Black	2 x Modular jack socket Modular jack socket with inner Keystone mount 15,3 x 19,3 mm; NB! Modules needs to be ordered separately. For aesthetic reasons use black modules.











Miscellaneous





	Product no	Color	Additional Information
	WW TS 034	Brown	Blank centre plate Blank centre plate, with supporting frame
	WW TS 134	Black	Blank centre plate Blank centre plate, with supporting frame
	WW TS 035	Brown	Cable outlet Cable outlet, with supporting frame; opening for cables with max. 8 mm Ø
	WW TS 135	Black	Cable outlet Cable outlet, with supporting frame; opening for cables with max. 8 mm Ø

Also available





1-gang switches/push-buttons



	Product no	Color	Additional Information
	WW TS 011-5	Brown	Switch; 2-pole; 1-way 10 AX; 250 V; Insert JUNG 502 U
	WW TS 111-5	Black	Switch; 2-pole; 1-way 10 AX; 250 V; Insert JUNG 502 U

	Product no	Color	Additional Information
	WW TS 011-6	Brown	Switch; 1-pole; 1-way 20 AX; 250 V; Insert: JUNG 501-20 U
	WW TS 111-6	Black	Switch; 1-pole; 1-way 20 AX; 250 V; Insert: JUNG 501-20 U
	WW TS 011-7	Brown	Switch; 1-pole; 2-way 20 AX; 250 V; Insert: JUNG 506-20 U
	WW TS 111-7	Black	Switch; 1-pole; 2-way 20 AX; 250 V; Insert: JUNG 506-20 U
	WW TS 011-8	Brown	Switch; intermediate 20 AX; 250 V; Insert: JUNG 507-20 U
	WW TS 111-8	Black	Switch; intermediate 20 AX; 250 V; Insert: JUNG 507-20 U
	WW TS 011-9	Brown	Switch; 3-pole; 1-way 16 AX; 400 V; Insert: JUNG 503 U
	WW TS 111-9	Black	Switch; 3-pole; 1-way 16 AX; 400 V; Insert: JUNG 503 U
	WW TS 011-10	Brown	Push-button; 2-pole; 1-way NO contact; 10 A; 250 V; Insert: JUNG 532 U
	WW TS 111-10	Black	Push-button; 2-pole; 1-way NO contact; 10 A; 250 V; Insert: JUNG 532 U

	Product no	Color	Additional Information
	WW TS 011-11	Brown	Push-button; 1-pole; 2-way with terminal for N conductor 10 A; 250 V; Insert: JUNG 533 U
	WW TS 111-11	Black	Push-button; 1-pole; 2-way with terminal for N conductor 10 A; 250 V; Insert: JUNG 533 U
	WW TS 011-12	Brown	Push-button; 2-pole; 2-way 10 A; 250 V; Insert: JUNG 533-2 U
	WW TS 111-12	Black	Push-button; 2-pole; 2-way 10 A; 250 V; Insert: JUNG 533-2 U







2-gang switches/push-buttons

	Product no	Color	Additional Information
	WW TS 012-4	Brown	Switch; 2 x 1-pole; 2-way 20 AX; 250 V; Insert: JUNG 509-20 U
	WW TS 112-4	Black	Switch; 2 x 1-pole; 2-way 20 AX; 250 V; Insert: JUNG 509-20 U
	WW TS 012-5	Brown	Switch; 2 x 1-pole; 1-way 20 AX; 250 V; Insert: JUNG 505-20 U
	WW TS 112-5	Black	Switch; 2 x 1-pole; 1-way 20 AX; 250 V; Insert: JUNG 505-20 U

	Product no	Color	Additional Information
	WW TS 012-6	Brown	Push-button; 2 x 1-pole; 2-way 10 AX; 250 V; Insert: JUNG 539 U
	WW TS 112-6	Black	Push-button; 2 x 1-pole; 2-way 10 AX; 250 V; Insert: JUNG 539 U

Rotary switches

	Product no	Color	Additional Information
	WW TS 020-3	Brown	Rotary dimmer; 100 ... 1000 W Switching and dimming incandescent lamps and HV halogen lamps; Insert: JUNG 211 GDE
	WW TS 120-3	Black	Rotary dimmer; 100 ... 1000 W Switching and dimming incandescent lamps and HV halogen lamps; Insert: JUNG 211 GDE
	WW TS 020-4	Brown	Rotary satellite 3-wire; with satellite input Extension operation for dimmers WW TS 020-2; Insert: JUNG 1733 DNE
	WW TS 120-4	Black	Rotary satellite 3-wire; with satellite input Extension operation for dimmers WW TS 020-2; Insert: JUNG 1733 DNE
	WW TS 020-5	Brown	Rotary controller 1-10 V; with switch function Switching and brightness setting for lamps with operating devices with 1-10 V interface; Insert: JUNG 240-10
	WW TS 120-5	Black	Rotary controller 1-10 V; with switch function Switching and brightness setting for lamps with operating devices with 1-10 V interface; Insert: JUNG 240-10


	Product no	Color	Additional Information
	WW TS 020-6	Brown	DALI rotary controller TW Brightness setting for luminaires with DALI/DALI-2 interface; Insert: JUNG 1740 DSTE
	WW TS 120-6	Black	DALI rotary controller TW Brightness setting for luminaires with DALI/DALI-2 interface; Insert: JUNG 1740 DSTE
	WW TS 020-7	Brown	Power DALI rotary controller TW Brightness setting for luminaires with DALI/DALI-2 interface;The Power DALI rotary controller TW supplies the control current for up to 28 DALI devices; Insert: JUNG 1741 DSTE
	WW TS 120-7	Black	Power DALI rotary controller TW Brightness setting for luminaires with DALI/DALI-2 interface;The Power DALI rotary controller TW supplies the control current for up to 28 DALI devices; Insert: JUNG 1741 DSTE
	WW TS 020-8	Brown	Speed regulator; with satellite input Speed controller for regulating the speed of single-phase motors e.g. induction motors or shaded pole motors; Insert: JUNG 1735 DS
	WW TS 120-8	Black	Speed regulator; with satellite input Speed controller for regulating the speed of single-phase motors e.g. induction motors or shaded pole motors; Insert: JUNG 1735 DS



Installation & Removal

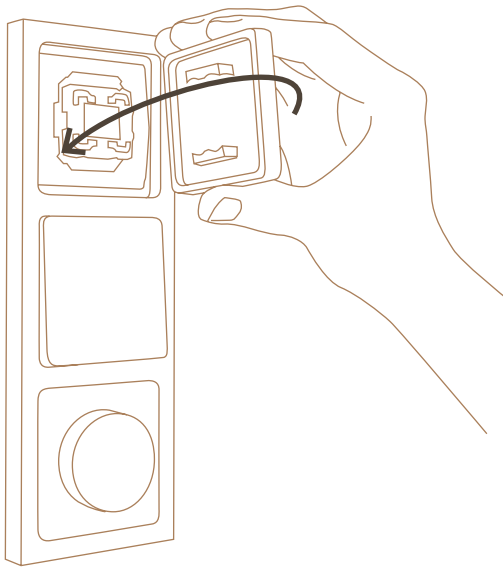
We have prepared this guide to help you install our product easily and smoothly. Before starting the installation work, please be sure to read the following steps and instructions carefully. This ensures that the installation process goes seamlessly and you get the best possible result. Our instructions contain important information and useful tips to help you avoid mistakes and problems. By following these instructions, you will ensure long-term and safe use of the product.

Please pay special attention to safety requirements and use only recommended tools and materials.




Installation: Single Switch

01



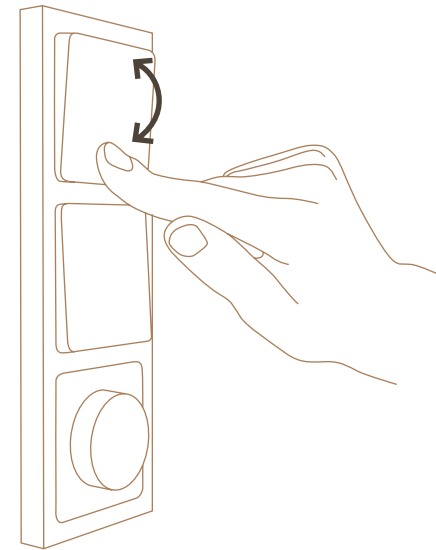
Place the rocker loosely on top of a switch. Make sure the rocker is aligned into the center of a switch.

02



Now gently push the rocker from the center until you feel a “click”.

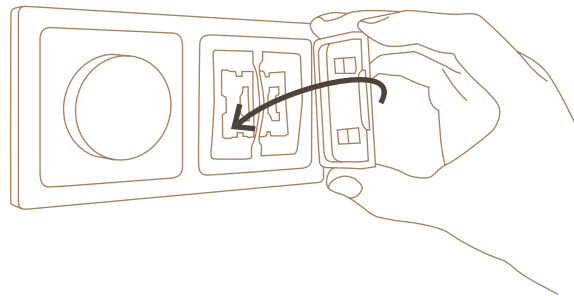
03



Push the rocker ON and OFF position to ensure that the rocker has been fixed correctly onto the switch.


Installation: Double Switch

01



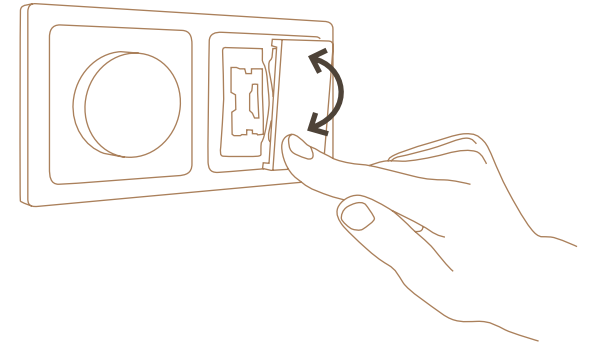
Place the rocker loosely on top of a switch. Make sure the rocker is aligned into the center of a switch.

02



Now gently push the rocker from the center until you feel a “click”.

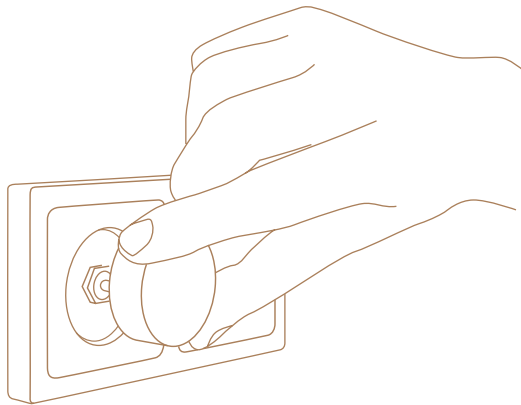
03



Push the rocker ON and OFF position to ensure that the rocker has been fixed correctly onto the switch.

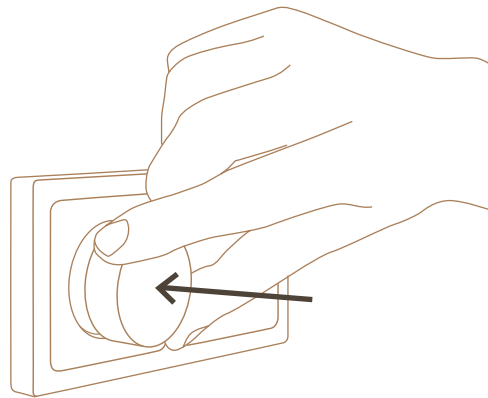
Installation: Dimmer

01



Place the knob loosely on top of a shaft.

02



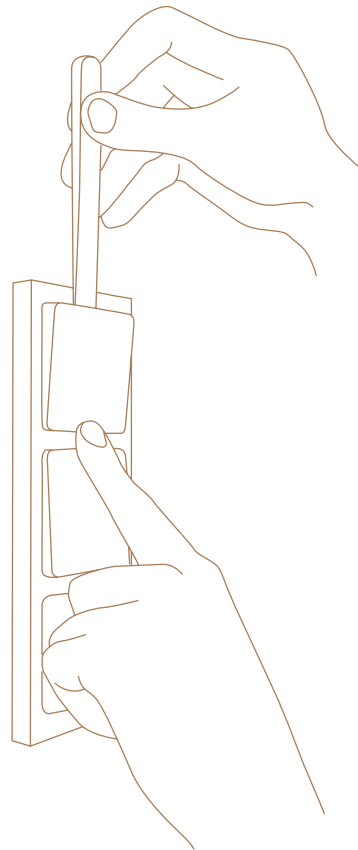
Push the knob until it has reached the end position.

Removal: Single Switch

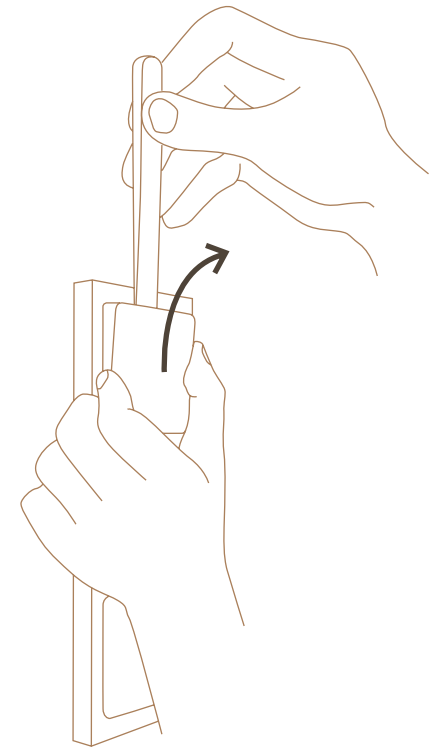
01



02



03



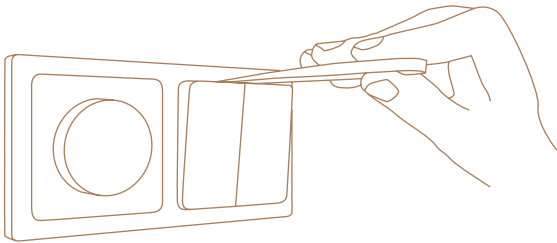
It is recommended to use the rocker removal tool W-KEIL to remove the rocker. At first place the removal tool as shown in the picture.

Now move the removal tool to the vertical position. You should feel when the rocker becomes loose.

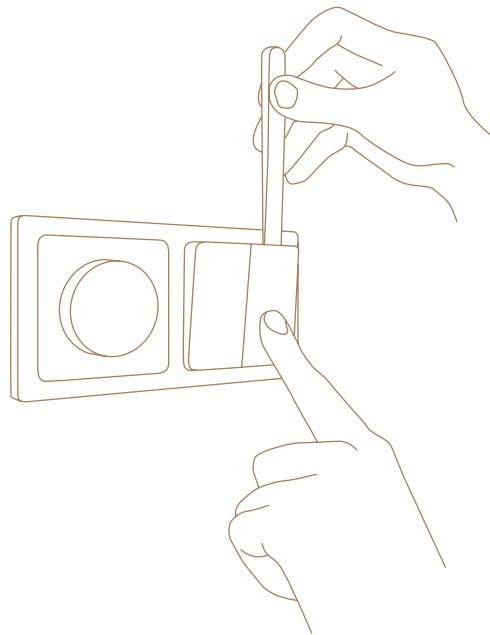
Now grab the rocker from two sides and gently remove the rocker.

Removal: Double Switch

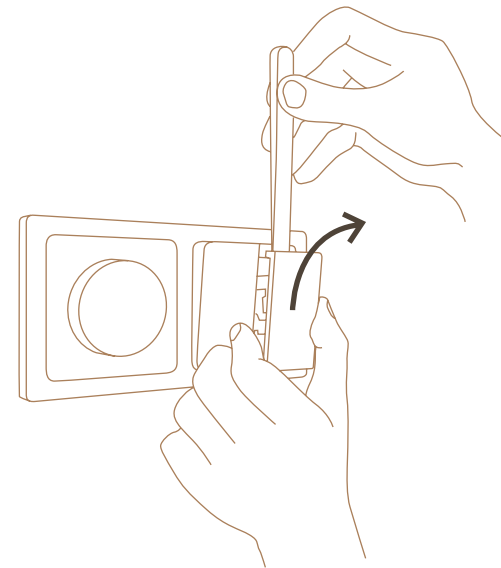
01



02



03



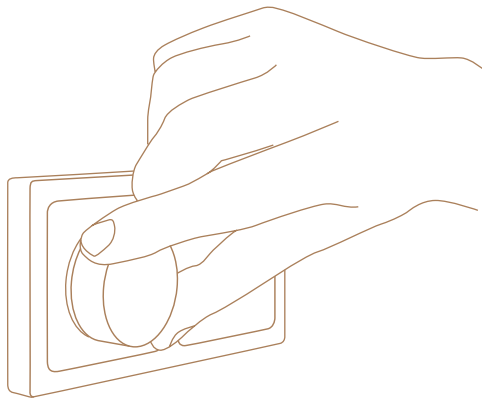
It is recommended to use the rocker removal tool W-KEIL to remove the rocker. At first place the removal tool as shown in the picture.

Now move the removal tool to the vertical position. You should feel when the rocker becomes loose.

Now grab the rocker from two sides and gently remove the rocker.

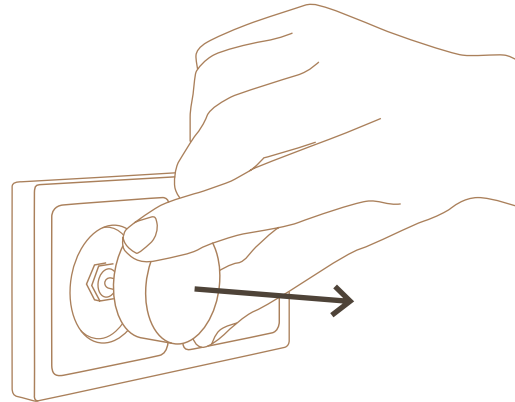
Removal: Dimmer

01



Grab the knob from two sides and then pull the knob off the shaft. It may require to use force to get the knob off the shaft.

02



Important is to pull the knob evenly from two sides. NB! Do not use screwdrivers or other similar tools to remove the knob!

Connect with us

sales@wemelwood.com
www.wemelwood.com

Facebook: wemelwood / **Instagram:** wemelwood

